



**Round 3 - Phillip Island GP Circuit - September 3 & 4**  
**SUPERBIKE - A Final (incl HARVEY WILTSHIRE FEATURE RACE)**

Date: **04/09/22**  
 Event: **R24**  
 Weather: **Partly cloudy - Temp: 12.3C**  
 Track: **Dry - Temp: 26.9C**

**Leg 3**

Started at: **14:16:04**  
 Laps: **10**  
 Starters: **25**  
 Printed at: **14:40**

**PROVISIONAL CLASSIFICATION**

Pos	No	Name	Class	Machine	Laps	Race Time	Behind Leader	Behind Prev	Fastest Lap	On Lap	Top Speed
1	65	Cru HALLIDAY / Yamaha Racing Team	A	Yamaha R1 1000	10	15:33.493			1:32.526	6	298
2	46	Michael JONES / Yamaha Racing Team	A	Yamaha R1 1000	10	15:33.705	.212	.212	1:32.240	9	302
3	13	Anthony WEST	A	Yamaha R1 1000	10	15:40.046	6.553	6.341	1:32.560	2	300
4	17	Troy HERFOSS / Penrite Honda Racing	A	Honda CBR 1000	10	15:40.083	6.590	.037	1:32.857	7	300
5	3	Jed METCHER / 727 Moto	A	Yamaha R1 1000	10	15:41.375	7.882	1.292	1:33.328	2	302
6	29	Ted COLLINS / South West Track Days / Miller M-sport / DynoBike / Comfort Inn the Lakes	A	Yamaha R1 1000	10	16:22.573	49.080	41.198	1:36.556	10	289
7	51	Chandler COOPER / Rock Solid Civil	C	Honda CBR 1000	10	16:25.411	51.918	2.838	1:37.426	4	298
8	72	Brad SHAW / Race Center / SGE-Shaw's General Engineering / Glen Kearney Transport	A	Yamaha R1 1000	10	16:28.630	55.137	3.219	1:37.672	5	288
9	78	Nathan SPITERI / Livson / Alpinestars / SignPro / ABC Transport / JDS Moto / Alpha Racing	A	BMW M RR 1000	10	16:30.932	57.439	2.302	1:37.544	7	280
10	28	Joshua SODERLAND / Gowanloch Ducati / Soderland M-c Supplies / Dunlop	A	Ducati V4 1100	10	16:42.212	1:08.719	11.280	1:38.406	3	294
11	37A	Michael EDWARDS / Northstar Yamaha / Addicted To Track	A	Yamaha R1 1000	10	16:42.456	1:08.963	.244	1:39.259	3	287
12	5	Jake SENIOR / Luxe Hair Lab / Kyneton Home Timber / Boltions M-cycles / Boyers Excavations	C	Suzuki GSXR 1000	10	16:50.167	1:16.674	7.711	1:39.855	3	293
13	23	Peter BERRY / Livson Racing	B	Suzuki GSXR 1000	10	16:56.259	1:22.766	6.092	1:40.403	5	282
14	75	Trent BINAISSE / Brad Signs	B	Suzuki GSXR 1000	10	16:58.649	1:25.156	2.390	1:39.887	8	284
15	72A	Jason SPENCER / Motorcycle City / Honda Genuine Parts/ RST / AGV / Pirelli	A	Honda CBR 1000	10	17:05.103	1:31.610	6.454	1:40.832	5	280
16	46A	Michael KEMP / SA Pool and Spa Services	A	Yamaha R1 1000	10	17:09.200	1:35.707	4.097	1:40.737	4	284
17	33	Allen MCGUIRE / Amac	B	BMW S RR 1000	10	17:11.407	1:37.914	2.207	1:41.209	4	290
18	7	Travis HARDY / wellbeingcampus.com.au	B	Kawasaki ZX10R 1000	10	17:14.012	1:40.519	2.605	1:41.943	7	277
19	621	Raymond ROSS / Coast PowerSports / MotionLogics / Impressive Painting and Decorating	A	Yamaha R1 1000	10	17:15.226	1:41.733	1.214	1:41.024	7	283
20	8	Charles HOLDING	A	Yamaha R1 1000	9	15:40.378	1 Lap		1:42.943	3	272
21	4A	Michael HICKS	B	Suzuki GSXR 1000	9	16:15.183	1 Lap	34.805	1:46.382	5	249
DNF	43	Alastair HOOGENBOEZEM / Addicted to Track	A	Yamaha R1 1000	9	14:45.475	44.682	-	1:37.035	3	288
								1:29.708			
DNF	12	Stephen TOZER	A	Aprilla RSV4 1000	8	13:41.450	1 Lap		1:40.880	6	272
DNF	37	Lee RAMSTEIN / Race Center	C	BMW S RR 1000	7	12:19.301	2 Laps		1:43.380	6	269
DNF	24	Charles HERN / Murray Valley Training Co	A	Yamaha R1 1000	6	10:22.939	3 Laps		1:41.651	5	275

Fastest Lap was 1:32.240 by Michael JONES

Current race lap record for SBK class - 1:31.756 by Wayne MAXWELL (VIC) on a Ducati V4R set on 27/02/22

The results are provisional until the end of the time limit for protests and appeals.


*Scott Laing*  
 Chief Timekeeper - Scott Laing

*Tony Bolin*  
 Clerk of Course - Tony Bolin



**COMPUTIME RACE TIMING SYSTEMS PTY LTD**  
**www.computime.com.au**

E-mail: [scott@computime.com.au](mailto:scott@computime.com.au) / Ph: 0418 17 13 17





**Round 3 - Phillip Island GP Circuit - September 3 & 4**  
**SUPERBIKE - A Final (incl HARVEY WILTSHIRE FEATURE RACE)**

Date: **04/09/22**  
 Event: **R24**  
 Weather: **Partly cloudy - Temp: 12.3C**  
 Track: **Dry - Temp: 26.9C**

**Leg 3**

Started at: **14:16:04**  
 Laps: **10**  
 Starters: **25**  
 Printed at: **14:40**


**PROVISIONAL LAP TIMES**

No	Name	Lap 1	Lap 2	Lap 3	Lap 4	Lap 5	Lap 6	Lap 7	Lap 8	Lap 9	Lap 10
3	Jed METCHER	1:39.101	<b>1:33.328</b>	1:33.463	1:33.347	1:33.608	1:33.500	1:33.573	1:33.917	1:33.809	1:33.729
4A	Michael HICKS	1:57.298	1:49.258	1:48.777	1:47.292	<b>1:46.382</b>	1:46.645	1:46.548	1:46.470	1:46.513	
5	Jake SENIOR	1:46.726	1:40.646	<b>1:39.855</b>	1:40.331	1:40.216	1:39.949	1:40.678	1:40.797	1:40.332	1:40.637
7	Travis HARDY	1:50.275	1:42.363	1:42.481	1:42.110	1:42.361	1:43.381	<b>1:41.943</b>	1:42.440	1:43.141	1:43.517
8	Charles HOLDING	1:52.327	1:43.281	<b>1:42.943</b>	1:43.375	1:44.163	1:43.878	1:43.550	1:43.117	1:43.744	
12	Stephen TOZER	1:50.128	1:42.541	1:41.920	1:42.061	1:41.103	<b>1:40.880</b>	1:41.603	1:41.214		
13	Anthony WEST	1:39.925	<b>1:32.560</b>	1:32.972	1:33.053	1:32.763	1:32.999	1:33.288	1:33.623	1:33.940	1:34.923
17	Troy HERFOSS	1:38.927	1:33.356	1:32.975	1:32.907	1:32.984	1:32.914	<b>1:32.857</b>	1:34.201	1:34.003	1:34.959
23	Peter BERRY	1:49.047	1:41.100	1:40.915	1:41.190	<b>1:40.403</b>	1:40.974	1:40.739	1:40.670	1:40.560	1:40.661
24	Charles HERN	1:51.437	1:42.326	1:42.953	1:41.961	<b>1:41.651</b>	1:42.611				
28	Joshua SODERLAND	1:46.873	1:39.823	<b>1:38.406</b>	1:38.452	1:38.874	1:39.034	1:39.716	1:40.134	1:40.245	1:40.655
29	Ted COLLINS	1:44.358	1:38.804	1:37.914	1:38.512	1:37.714	1:37.391	1:37.273	1:37.236	1:36.815	<b>1:36.556</b>
33	Allen MCGUIRE	1:52.378	1:41.888	1:42.612	<b>1:41.209</b>	1:41.940	1:42.327	1:41.839	1:41.719	1:42.353	1:43.142
37	Lee RAMSTEIN	1:53.739	1:45.109	1:43.902	1:44.325	1:44.346	<b>1:43.380</b>	1:44.500			
37A	Michael EDWARDS	1:46.343	1:39.525	<b>1:39.259</b>	1:39.450	1:39.741	1:39.543	1:39.720	1:39.260	1:39.436	1:40.179
43	Alastair HOOGENBOEZEM	1:44.399	1:37.200	<b>1:37.035</b>	1:37.435	1:37.642	1:37.629	1:37.371	1:38.507	1:38.257	
46	Michael JONES	1:38.967	1:33.305	1:33.486	1:32.694	1:32.727	1:32.903	1:32.450	1:32.470	<b>1:32.240</b>	1:32.463
46A	Michael KEMP	1:50.997	1:42.384	1:42.773	<b>1:40.737</b>	1:41.029	1:41.274	1:41.164	1:42.619	1:42.628	1:43.595
51	Chandler COOPER	1:44.652	1:37.894	1:37.534	<b>1:37.426</b>	1:37.994	1:38.006	1:37.639	1:37.937	1:37.933	1:38.396
65	Cru HALLIDAY	1:39.030	1:33.286	1:32.663	1:32.885	1:32.709	<b>1:32.526</b>	1:32.572	1:32.535	1:32.587	1:32.700
72	Brad SHAW	1:43.442	1:38.162	1:38.346	1:37.980	<b>1:37.672</b>	1:38.097	1:38.009	1:38.716	1:38.449	1:39.757
72A	Jason SPENCER	1:50.560	1:42.594	1:41.519	1:41.498	<b>1:40.832</b>	1:41.326	1:41.387	1:41.054	1:41.873	1:42.460
75	Trent BINAISSE	1:50.108	1:42.050	1:41.895	1:41.872	1:40.944	1:40.891	1:40.619	<b>1:39.887</b>	1:40.097	1:40.286
78	Nathan SPITERI	1:46.888	1:38.564	1:37.890	1:38.195	1:38.202	1:37.896	<b>1:37.544</b>	1:38.175	1:38.187	1:39.391
621	Raymond ROSS	1:50.345	1:42.744	1:43.451	1:41.174	1:41.509	1:42.118	<b>1:41.024</b>	1:46.369	1:42.874	1:43.618

The results are provisional until the end of the time limit for protests and appeals.


*Scott Laing*  
 Chief Timekeeper - Scott Laing

*Tony Bolin*  
 Clerk of Course - Tony Bolin



**COMPUTIME RACE TIMING SYSTEMS PTY LTD**  
**www.computime.com.au**

E-mail: [scott@computime.com.au](mailto:scott@computime.com.au) / Ph: 0418 17 13 17





**Round 3 - Phillip Island GP Circuit - September 3 & 4**  
**SUPERBIKE - A Final (incl HARVEY WILTSHIRE FEATURE RACE)**

**Leg 3**

Started at: **14:16:04**  
 Laps: **10**  
 Starters: **25**  
 Printed at: **14:40**


Date: **04/09/22**  
 Event: **R24**  
 Weather: **Partly cloudy - Temp: 12.3C**  
 Track: **Dry - Temp: 26.9C**

**PROVISIONAL SPLIT TIMES**

Lap	Split 1	Split 2	Split 3	Split 4	Lap Time	Spd	Lap	Split 1	Split 2	Split 3	Split 4	Lap Time	Spd
<b>3 Jed METCHER (5th)</b>							3	24.974	29.809	<b>19.636</b>	<b>28.062</b>	1:42.481	266
1	28.577	27.108	17.646	25.770	1:39.101	212	4	24.512	<b>29.515</b>	19.942	28.141	1:42.110	260
2	22.725	27.131	<b>17.706</b>	<b>25.766</b>	<b>1:33.328</b>	292	5	24.555	29.695	19.819	28.292	1:42.361	263
3	22.759	<b>27.080</b>	17.743	25.881	1:33.463	285	6	24.637	29.955	20.039	28.750	1:43.381	265
4	<b>22.181</b>	27.168	17.865	26.133	1:33.347	302	7	24.573	29.548	19.655	28.167	<b>1:41.943</b>	277
5	22.313	27.335	17.851	26.109	1:33.608	293	8	<b>24.454</b>	29.880	19.795	28.311	1:42.440	273
6	22.274	27.196	17.881	26.149	1:33.500	291	9	24.612	30.152	19.938	28.439	1:43.141	267
7	22.457	27.094	17.858	26.164	1:33.573	290	10	24.838	29.938	20.061	28.680	1:43.517	265
8	22.473	27.095	18.043	26.306	1:33.917	289	<b>8 Charles HOLDING (20th)</b>						
9	22.406	27.217	18.009	26.177	1:33.809	288	1	32.991	30.648	20.062	28.626	1:52.327	220
10	22.383	27.163	17.941	26.242	1:33.729	288	2	25.186	29.988	19.849	<b>28.258</b>	1:43.281	272
<b>4A Michael HICKS (21th)</b>							3	<b>24.734</b>	30.038	<b>19.754</b>	28.417	<b>1:42.943</b>	264
1	34.130	31.754	21.205	30.209	1:57.298	201	4	24.774	29.956	19.981	28.664	1:43.375	269
2	26.453	31.508	20.780	30.517	1:49.258	237	5	25.350	30.044	20.084	28.685	1:44.163	258
3	26.313	31.408	20.969	30.087	1:48.777	243	6	25.151	30.228	19.985	28.514	1:43.878	262
4	26.112	31.172	20.363	29.645	1:47.292	245	7	25.143	29.923	20.120	28.364	1:43.550	258
5	25.948	<b>30.862</b>	20.307	<b>29.265</b>	<b>1:46.382</b>	246	8	25.020	<b>29.838</b>	19.953	28.306	1:43.117	250
6	25.919	31.024	20.222	29.480	1:46.645	244	9	25.149	30.143	19.887	28.565	1:43.744	241
7	25.499	30.956	20.244	29.849	1:46.548	240	<b>12 Stephen TOZER (DNF)</b>						
8	25.562	31.151	20.235	29.522	1:46.470	249	1	31.648	29.877	19.942	28.661	1:50.128	221
9	<b>25.494</b>	31.153	<b>20.180</b>	29.686	1:46.513	249	2	24.569	29.742	19.764	28.466	1:42.541	267
<b>5 Jake SENIOR (12th)</b>							3	24.759	29.411	19.520	28.230	1:41.920	261
1	30.511	29.243	19.244	27.728	1:46.726	217	4	24.293	29.762	19.593	28.413	1:42.061	271
2	23.980	29.492	19.423	27.751	1:40.646	291	5	<b>24.274</b>	29.273	19.599	27.957	1:41.103	272
3	<b>23.845</b>	29.163	19.279	<b>27.568</b>	<b>1:39.855</b>	293	6	24.296	29.239	19.486	<b>27.859</b>	<b>1:40.880</b>	269
4	23.888	29.406	19.360	27.677	1:40.331	289	7	24.364	29.401	<b>19.485</b>	28.353	1:41.603	271
5	24.083	29.224	<b>19.246</b>	27.663	1:40.216	286	8	24.395	<b>29.236</b>	19.527	28.056	1:41.214	268
6	23.963	<b>28.999</b>	19.248	27.739	1:39.949	286	<b>13 Anthony WEST (3rd)</b>						
7	24.157	29.455	19.265	27.801	1:40.678	287	1	29.042	27.249	17.781	25.853	1:39.925	215
8	24.205	29.319	19.389	27.884	1:40.797	284	2	22.353	<b>26.934</b>	<b>17.641</b>	<b>25.632</b>	<b>1:32.560</b>	298
9	24.167	29.218	19.298	27.649	1:40.332	282	3	22.364	27.065	17.712	25.831	1:32.972	291
10	24.194	29.320	19.266	27.857	1:40.637	278	4	22.301	27.150	17.771	25.831	1:33.053	297
<b>7 Travis HARDY (18th)</b>							5	<b>22.261</b>	27.050	17.695	25.757	1:32.763	297
1	31.812	30.186	19.821	28.456	1:50.275	224	6	22.279	27.076	17.721	25.923	1:32.999	300
2	24.594	29.767	19.873	28.129	1:42.363	269	7	22.266	27.029	17.846	26.147	1:33.288	300

*Scott Laing*  
 Chief Timekeeper - Scott Laing

*Tony Bolin*  
 Clerk of Course - Tony Bolin



**COMPUTIME RACE TIMING SYSTEMS PTY LTD**  
**www.computime.com.au**

E-mail: [scott@computime.com.au](mailto:scott@computime.com.au) / Ph: 0418 17 13 17







**Round 3 - Phillip Island GP Circuit - September 3 & 4**  
**SUPERBIKE - A Final (incl HARVEY WILTSHIRE FEATURE RACE)**

**Leg 3**

Date: 04/09/22  
 Event: R24  
 Weather: Partly cloudy - Temp: 12.3C  
 Track: Dry - Temp: 26.9C


Started at: 14:16:04  
 Laps: 10  
 Starters: 25  
 Printed at: 14:40

**PROVISIONAL SPLIT TIMES**

Lap	Split 1	Split 2	Split 3	Split 4	Lap Time	Spd	Lap	Split 1	Split 2	Split 3	Split 4	Lap Time	Spd
8	22.539	27.033	17.848	26.203	1:33.623	296	2	23.906	29.541	19.265	<b>27.111</b>	1:39.823	294
9	22.460	27.236	17.926	26.318	1:33.940	295	3	<b>23.550</b>	<b>28.632</b>	18.969	27.255	<b>1:38.406</b>	293
10	22.747	27.480	18.046	26.650	1:34.923	288	4	23.682	28.731	18.899	27.140	1:38.452	289
							5	23.753	28.683	19.074	27.364	1:38.874	291
							6	23.675	29.009	<b>18.883</b>	27.467	1:39.034	287
<b>17 Troy HERFOSS (4th)</b>							7	23.718	29.015	19.294	27.689	1:39.716	287
1	27.857	26.973	17.975	26.122	1:38.927	216	8	23.816	29.094	19.367	27.857	1:40.134	287
2	22.455	26.847	17.866	26.188	1:33.356	297	9	23.918	29.142	19.428	27.757	1:40.245	287
3	22.486	26.977	<b>17.643</b>	<b>25.869</b>	1:32.975	290	10	24.009	29.067	19.450	28.129	1:40.655	286
4	22.240	26.922	17.813	25.932	1:32.907	297							
5	22.242	26.955	17.755	26.032	1:32.984	300							
6	<b>22.128</b>	26.875	17.757	26.154	1:32.914	298	<b>29 Ted COLLINS (6th)</b>						
7	22.360	<b>26.845</b>	17.781	25.871	<b>1:32.857</b>	293	1	29.689	28.715	18.751	27.203	1:44.358	215
8	22.821	26.944	17.951	26.485	1:34.201	298	2	23.813	29.182	18.693	27.116	1:38.804	280
9	22.388	27.081	18.024	26.510	1:34.003	296	3	23.353	28.585	18.683	27.293	1:37.914	287
10	22.836	27.693	18.042	26.388	1:34.959	283	4	23.563	28.864	18.838	27.247	1:38.512	286
							5	23.397	28.539	18.646	27.132	1:37.714	287
							6	23.485	28.354	18.551	27.001	1:37.391	289
<b>23 Peter BERRY (13th)</b>							7	23.355	28.509	18.490	26.919	1:37.273	289
1	31.702	29.996	19.797	27.552	1:49.047	223	8	23.655	28.143	18.425	27.013	1:37.236	283
2	24.368	29.186	19.640	27.906	1:41.100	282	9	23.422	28.234	<b>18.383</b>	<b>26.776</b>	1:36.815	281
3	24.615	29.440	19.316	27.544	1:40.915	280	10	<b>23.087</b>	<b>27.975</b>	18.481	27.013	<b>1:36.556</b>	283
4	24.427	29.398	19.722	27.643	1:41.190	281							
5	24.300	29.101	<b>19.240</b>	27.762	<b>1:40.403</b>	282	<b>33 Allen MCGUIRE (17th)</b>						
6	24.609	29.105	19.556	27.704	1:40.974	278	1	33.156	30.645	20.203	28.374	1:52.378	221
7	24.421	<b>28.934</b>	19.631	27.753	1:40.739	276	2	24.502	29.775	19.800	27.811	1:41.888	278
8	24.536	29.073	19.532	<b>27.529</b>	1:40.670	275	3	24.755	30.041	19.819	27.997	1:42.612	257
9	24.358	29.073	19.517	27.612	1:40.560	281	4	<b>24.260</b>	29.689	<b>19.576</b>	<b>27.684</b>	<b>1:41.209</b>	290
10	<b>24.273</b>	29.106	19.495	27.787	1:40.661	277	5	24.686	<b>29.530</b>	19.884	27.840	1:41.940	271
							6	24.649	29.707	19.945	28.026	1:42.327	267
<b>24 Charles HERN (DNF)</b>							7	24.718	29.663	19.667	27.791	1:41.839	267
1	32.676	30.801	19.691	28.269	1:51.437	218	8	24.429	29.699	19.766	27.825	1:41.719	283
2	24.517	29.951	19.705	28.153	1:42.326	273	9	24.566	29.874	19.802	28.111	1:42.353	273
3	24.658	30.129	19.788	28.378	1:42.953	273	10	24.942	29.964	20.005	28.231	1:43.142	267
4	24.703	29.951	<b>19.511</b>	<b>27.796</b>	1:41.961	275							
5	<b>24.420</b>	<b>29.570</b>	19.763	27.898	<b>1:41.651</b>	271	<b>37 Lee RAMSTEIN (DNF)</b>						
6	24.470	29.771	20.027	28.343	1:42.611	271	1	33.559	30.779	21.061	28.340	1:53.739	213
							2	25.725	30.763	20.099	28.522	1:45.109	257
<b>28 Joshua SODERLAND (10th)</b>							3	25.305	30.128	<b>19.805</b>	28.664	1:43.902	266
1	31.145	29.122	19.304	27.302	1:46.873	214							


*Scott Laing*  
 Chief Timekeeper - Scott Laing

*Tony Bolin*  
 Clerk of Course - Tony Bolin



**COMPUTIME RACE TIMING SYSTEMS PTY LTD**  
**www.computime.com.au**

E-mail: scott@computime.com.au / Ph: 0418 17 13 17





**Round 3 - Phillip Island GP Circuit - September 3 & 4**  
**SUPERBIKE - A Final (incl HARVEY WILTSHIRE FEATURE RACE)**

Date: 04/09/22  
 Event: R24  
 Weather: Partly cloudy - Temp: 12.3C  
 Track: Dry - Temp: 26.9C

**Leg 3**


Started at: 14:16:04  
 Laps: 10  
 Starters: 25  
 Printed at: 14:40

**PROVISIONAL SPLIT TIMES**

Lap	Split 1	Split 2	Split 3	Split 4	Lap Time	Spd	Lap	Split 1	Split 2	Split 3	Split 4	Lap Time	Spd
4	25.371	30.339	20.051	28.564	1:44.325	266	10	<u>21.993</u>	26.925	17.623	25.922	1:32.463	297
5	25.363	30.071	20.306	28.606	1:44.346	269							
6	<u>25.226</u>	<u>29.878</u>	19.815	<u>28.461</u>	<u>1:43.380</u>	263	<b>46A Michael KEMP (16th)</b>						
7	25.576	30.142	19.969	28.813	1:44.500	257	1	32.366	30.551	19.767	28.313	1:50.997	219
							2	24.718	29.761	19.732	28.173	1:42.384	283
							3	24.903	29.773	19.909	28.188	1:42.773	273
<b>37A Michael EDWARDS (11th)</b>							4	<u>24.048</u>	<u>29.362</u>	19.587	<u>27.740</u>	<u>1:40.737</u>	284
1	30.877	29.001	19.182	27.283	1:46.343	216	5	24.271	29.400	19.393	27.965	1:41.029	276
2	23.959	29.006	19.114	27.446	1:39.525	283	6	24.480	29.407	<u>19.251</u>	28.136	1:41.274	271
3	<u>23.927</u>	28.918	19.001	27.413	<u>1:39.259</u>	287	7	24.245	29.468	19.306	28.145	1:41.164	282
4	24.141	28.887	18.966	27.456	1:39.450	277	8	24.678	30.043	19.635	28.263	1:42.619	277
5	24.180	28.830	19.329	27.402	1:39.741	283	9	24.602	29.764	19.630	28.632	1:42.628	277
6	24.188	28.954	<u>18.960</u>	27.441	1:39.543	281	10	25.005	30.115	19.661	28.814	1:43.595	274
7	24.100	28.907	19.197	27.516	1:39.720	282	<b>51 Chandler COOPER (7th)</b>						
8	24.012	<u>28.753</u>	19.043	27.452	1:39.260	281	1	30.113	28.744	18.822	26.973	1:44.652	213
9	23.930	28.854	19.348	<u>27.304</u>	1:39.436	283	2	23.760	28.479	18.559	27.096	1:37.894	286
10	24.008	28.833	19.042	28.296	1:40.179	281	3	23.560	28.308	18.771	<u>26.895</u>	1:37.534	298
<b>43 Alastair HOOGENBOEZEM (DNF)</b>							4	23.507	28.325	<u>18.538</u>	27.056	<u>1:37.426</u>	294
1	29.919	28.667	18.840	26.973	1:44.399	222	5	23.499	28.545	18.757	27.193	1:37.994	293
2	<u>23.356</u>	<u>27.975</u>	18.786	27.083	1:37.200	288	6	23.473	28.517	18.604	27.412	1:38.006	294
3	23.556	28.062	18.644	<u>26.773</u>	<u>1:37.035</u>	286	7	23.608	<u>28.273</u>	18.718	27.040	1:37.639	294
4	23.805	28.085	18.692	26.853	1:37.435	287	8	23.486	28.461	18.725	27.265	1:37.937	293
5	23.660	28.206	18.798	26.978	1:37.642	287	9	<u>23.410</u>	28.682	18.664	27.177	1:37.933	292
6	23.655	28.375	18.616	26.983	1:37.629	287	10	23.524	28.592	18.941	27.339	1:38.396	291
7	23.490	28.103	<u>18.515</u>	27.263	1:37.371	285	<b>65 Cru HALLIDAY (1st)</b>						
8	23.833	28.068	19.122	27.484	1:38.507	286	1	28.527	27.006	17.642	25.855	1:39.030	206
9	23.738	28.183	18.799	27.537	1:38.257	286	2	22.696	27.070	17.574	25.946	1:33.286	298
<b>46 Michael JONES (2nd)</b>							3	22.188	26.935	17.632	25.908	1:32.663	293
1	28.255	26.982	17.741	25.989	1:38.967	214	4	22.329	26.914	17.774	25.868	1:32.885	293
2	22.621	26.886	17.739	26.059	1:33.305	296	5	22.393	26.852	17.596	25.868	1:32.709	293
3	22.801	26.985	17.765	25.935	1:33.486	285	6	22.227	26.779	17.635	25.885	<u>1:32.526</u>	293
4	22.157	26.826	17.787	25.924	1:32.694	299	7	22.281	26.806	17.638	<u>25.847</u>	1:32.572	293
5	22.103	26.956	17.727	25.941	1:32.727	302	8	22.363	<u>26.726</u>	17.593	25.853	1:32.535	292
6	22.221	26.892	17.784	26.006	1:32.903	297	9	22.218	26.789	<u>17.566</u>	26.014	1:32.587	294
7	22.165	26.774	17.612	25.899	1:32.450	296	10	<u>22.181</u>	26.864	17.640	26.015	1:32.700	293
8	22.076	26.779	<u>17.535</u>	26.080	1:32.470	298							
9	22.038	<u>26.729</u>	17.589	<u>25.884</u>	<u>1:32.240</u>	298							


*Scott Laing*  
 Chief Timekeeper - Scott Laing

*Tony Bolin*  
 Clerk of Course - Tony Bolin



**COMPUTIME RACE TIMING SYSTEMS PTY LTD**  
**www.computime.com.au**

E-mail: scott@computime.com.au / Ph: 0418 17 13 17





**Round 3 - Phillip Island GP Circuit - September 3 & 4**  
**SUPERBIKE - A Final (incl HARVEY WILTSHIRE FEATURE RACE)**

**Leg 3**

Date: 04/09/22  
 Event: R24  
 Weather: Partly cloudy - Temp: 12.3C  
 Track: Dry - Temp: 26.9C

Started at: 14:16:04  
 Laps: 10  
 Starters: 25  
 Printed at: 14:40


**PROVISIONAL SPLIT TIMES**

Lap	Split 1	Split 2	Split 3	Split 4	Lap Time	Spd	Lap	Split 1	Split 2	Split 3	Split 4	Lap Time	Spd
<b>72 Brad SHAW (8th)</b>							7	24.222	29.192	19.352	27.853	1:40.619	283
1	29.526	28.181	18.756	26.979	1:43.442	218	8	<u>24.091</u>	<u>28.999</u>	19.209	<u>27.588</u>	<u>1:39.887</u>	283
2	23.633	28.533	18.792	27.204	1:38.162	287	9	24.096	29.026	19.189	27.786	1:40.097	284
3	24.003	28.510	18.905	<u>26.928</u>	1:38.346	281	10	24.271	29.105	<u>19.142</u>	27.768	1:40.286	283
4	23.820	28.542	18.631	26.987	1:37.980	288	<b>78 Nathan SPITERI (9th)</b>						
5	<u>23.503</u>	28.445	18.696	27.028	<u>1:37.672</u>	286	1	30.691	29.302	19.167	27.728	1:46.888	211
6	23.784	28.446	<u>18.530</u>	27.337	1:38.097	283	2	24.049	28.486	19.061	26.968	1:38.564	280
7	23.639	<u>28.368</u>	18.686	27.316	1:38.009	285	3	23.629	28.540	18.915	<u>26.806</u>	1:37.890	278
8	24.202	28.421	18.728	27.365	1:38.716	286	4	23.703	28.498	18.987	27.007	1:38.195	279
9	23.728	28.520	18.909	27.292	1:38.449	286	5	23.724	28.361	19.031	27.086	1:38.202	278
10	24.297	28.744	19.001	27.715	1:39.757	262	6	23.538	28.525	18.988	26.845	1:37.896	278
<b>72A Jason SPENCER (15th)</b>							7	23.675	<u>28.292</u>	<u>18.616</u>	26.961	<u>1:37.544</u>	277
1	32.134	30.310	19.873	28.243	1:50.560	213	8	<u>23.506</u>	28.351	19.020	27.298	1:38.175	278
2	24.927	29.583	19.883	28.201	1:42.594	280	9	23.650	28.622	18.765	27.150	1:38.187	270
3	24.560	29.810	19.539	<u>27.610</u>	1:41.519	270	10	24.024	28.872	18.952	27.543	1:39.391	265
4	24.396	29.639	19.563	27.900	1:41.498	276	<b>621 Raymond ROSS (19th)</b>						
5	<u>24.184</u>	29.450	19.346	27.852	<u>1:40.832</u>	279	1	32.546	29.783	19.776	28.240	1:50.345	221
6	24.460	29.202	19.801	27.863	1:41.326	270	2	24.915	29.711	19.831	28.287	1:42.744	268
7	24.522	29.301	19.516	28.048	1:41.387	275	3	25.146	29.668	20.021	28.616	1:43.451	267
8	24.457	29.225	<u>19.309</u>	28.063	1:41.054	275	4	<u>24.157</u>	29.752	19.599	<u>27.666</u>	1:41.174	283
9	24.605	<u>29.192</u>	19.771	28.305	1:41.873	276	5	24.418	29.549	19.570	27.972	1:41.509	283
10	25.015	29.464	19.762	28.219	1:42.460	265	6	24.572	29.475	19.745	28.326	1:42.118	280
<b>75 Trent BINAISSE (14th)</b>							7	24.348	<u>29.218</u>	<u>19.511</u>	27.947	<u>1:41.024</u>	280
1	31.426	30.088	19.801	28.793	1:50.108	225	8	24.698	33.072	20.056	28.543	1:46.369	280
2	24.446	29.758	19.683	28.163	1:42.050	282	9	24.612	29.950	19.969	28.343	1:42.874	278
3	24.458	29.854	19.570	28.013	1:41.895	280	10	24.694	30.137	20.265	28.522	1:43.618	276
4	24.428	29.938	19.523	27.983	1:41.872	283							
5	24.343	29.420	19.319	27.862	1:40.944	283							
6	24.388	29.297	19.571	27.635	1:40.891	283							

The results are provisional until the end of the time limit for protests and appeals.


*Scott Laing*  
 Chief Timekeeper - Scott Laing

*Tony Bolin*  
 Clerk of Course - Tony Bolin



**COMPUTIME RACE TIMING SYSTEMS PTY LTD**  
**www.computime.com.au**

E-mail: scott@computime.com.au / Ph: 0418 17 13 17





**Round 3 - Phillip Island GP Circuit - September 3 & 4**  
**SUPERBIKE - A Final (incl HARVEY WILTSHIRE FEATURE RACE)**

**Leg 3**

Date: 04/09/22  
 Event: R24  
 Weather: Partly cloudy - Temp: 12.3C  
 Track: Dry - Temp: 26.9C

Started at: 14:16:04  
 Laps: 10  
 Starters: 25  
 Printed at: 14:40


**PROVISIONAL FASTEST LAPS SEQUENCE**

Lap	Race Pos	No	Name	Machine	Fastest Lap	On Lap
1	1	17	Troy HERFOSS	Honda CBR 1000	1:38.927	1
2	1	46	Michael JONES	Yamaha R1 1000	1:33.305	2
2	3	65	Cru HALLIDAY	Yamaha R1 1000	1:33.286	2
2	5	13	Anthony WEST	Yamaha R1 1000	1:32.560	2
6	1	65	Cru HALLIDAY	Yamaha R1 1000	1:32.526	6
7	2	46	Michael JONES	Yamaha R1 1000	1:32.450	7
9	2	46	Michael JONES	Yamaha R1 1000	1:32.240	9

The results are provisional until the end of the time limit for protests and appeals.


*Scott Laing*  
 Chief Timekeeper - Scott Laing

*Tony Bolin*  
 Clerk of Course - Tony Bolin



**COMPUTIME RACE TIMING SYSTEMS PTY LTD**  
**www.computime.com.au**

E-mail: scott@computime.com.au / Ph: 0418 17 13 17







**Round 3 - Phillip Island GP Circuit - September 3 & 4**  
**SUPERBIKE - A Final (incl HARVEY WILTSHIRE FEATURE RACE)**

Date: 04/09/22  
 Event: R24  
 Weather: Partly cloudy - Temp: 12.3C  
 Track: Dry - Temp: 26.9C

**Leg 3**


Started at: 14:16:04  
 Laps: 10  
 Starters: 25  
 Printed at: 14:40

**PROVISIONAL LAP SHEET**

No	Lap Time	Gap	No	Lap Time	Gap	No	Lap Time	Gap	No	Lap Time	Gap	No	Lap Time	Gap																					
<b>Lap 1</b>			13	1:32.560	.213	28	1:38.406	20.123	12	1:42.061	38.786	8	1:44.163	55.516	43	1:37.200	9.327	37A	1:39.259	20.148	46A	1:40.737	39.027	37	1:44.346	1:00.84									
17	1:38.927		72	1:38.162	9.332	5	1:39.855	22.248	7	1:42.110	39.365	4A	1:46.382	1:18.43	51	1:37.894	10.274	23	1:40.915	26.083	621	1:41.174	39.850	<b>Lap 6</b>											
46	1:38.967	.040	29	1:38.804	10.890	75	1:41.895	29.074	33	1:41.209	40.223	65	1:32.526		17	1:32.914	.964	72	1:43.442	4.515	78	1:38.564	13.180	12	1:41.920	29.610	24	1:41.961	40.813	8	1:43.375	44.062	46	1:32.903	.983
65	1:39.030	.103	78	1:38.564	13.180	12	1:41.920	29.610	24	1:41.961	40.813	37	1:44.325	49.211	13	1:32.999	1.173	29	1:44.358	5.431	5	1:40.646	15.100	46A	1:42.773	31.175	4A	1:47.292	1:04.76	3	1:33.500	3.248			
3	1:39.101	.174	37A	1:39.525	13.596	72A	1:41.519	29.694	7	1:42.481	30.140	37	1:44.325	49.211	43	1:37.629	28.241	43	1:44.399	5.472	23	1:41.100	17.875	24	1:42.953	31.737	51	1:44.652	5.725	33	1:42.612	31.899	51	1:38.006	30.407
13	1:39.925	.998	28	1:39.823	14.424	7	1:42.363	20.366	8	1:42.943	33.572	65	1:32.709		72	1:38.097	30.600	72	1:43.442	4.515	5	1:42.050	19.886	8	1:42.943	33.572	29	1:37.391	31.594						
72	1:43.442	4.515	5	1:40.646	15.100	46A	1:42.773	31.175	37	1:43.902	37.771	17	1:32.984	.576	29	1:37.391	31.594	29	1:44.358	5.431	78	1:46.888	7.961	13	1:32.763	.700	78	1:37.896	34.536						
29	1:44.358	5.431	23	1:41.100	17.875	621	1:42.744	20.817	4A	1:48.777	50.354	46	1:32.727	.606	28	1:39.034	38.363	43	1:44.399	5.472	3	1:33.608	2.274	28	1:39.034	38.363									
43	1:44.399	5.472	75	1:42.050	19.886	72A	1:42.594	20.882	4A	1:48.777	50.354	13	1:32.763	.700	37A	1:39.543	40.762	51	1:44.652	5.725	43	1:37.642	23.138	51	1:38.006	30.407									
51	1:44.652	5.725	7	1:42.363	20.366	24	1:42.326	21.491	33	1:42.612	31.899	3	1:33.608	2.274	5	1:39.949	44.624	72	1:50.108	11.181	8	1:42.943	33.572	72	1:38.097	30.600	72	1:38.097	30.600						
37A	1:46.343	7.416	12	1:42.541	20.397	33	1:41.888	21.994	8	1:42.943	33.572	46	1:32.727	.606	29	1:37.391	31.594	28	1:46.888	7.961	29	1:37.391	31.594	29	1:37.391	31.594									
5	1:46.726	7.799	621	1:42.744	20.817	8	1:43.281	23.336	37	1:43.902	37.771	13	1:32.763	.700	78	1:46.888	7.961	43	1:37.642	23.138	78	1:37.896	34.536	43	1:37.642	23.138									
28	1:46.873	7.946	72A	1:42.594	20.882	37	1:45.109	26.576	4A	1:48.777	50.354	3	1:33.608	2.274	23	1:49.047	10.120	51	1:37.994	24.927	28	1:39.034	38.363	51	1:37.994	24.927									
78	1:46.888	7.961	46A	1:42.384	21.109	4A	1:49.258	34.284	37	1:43.902	37.771	43	1:37.642	23.138	37A	1:39.543	40.762	37A	1:39.543	40.762	72	1:38.097	30.600	72	1:37.672	25.029									
23	1:49.047	10.120	24	1:42.326	21.491	<b>Lap 3</b>			4A	1:48.777	50.354	5	1:46.726	7.799	5	1:39.949	44.624	29	1:37.391	31.594	29	1:37.714	26.729												
75	1:50.108	11.181	33	1:41.888	21.994	65	1:32.663		7	1:50.275	11.348	43	1:37.435	18.205	72	1:46.726	7.799	23	1:40.974	50.530	78	1:38.202	29.166	78	1:38.202	29.166									
12	1:50.128	11.201	8	1:43.281	23.336	17	1:32.975	.279	621	1:50.345	11.418	51	1:37.426	19.642	28	1:46.873	7.946	75	1:40.891	54.661	28	1:38.874	31.855	28	1:38.874	31.855									
7	1:50.275	11.348	37	1:45.109	26.576	13	1:32.972	.478	72A	1:50.560	11.633	46	1:32.694	.588	46A	1:50.997	12.070	72A	1:41.326	55.230	46	1:32.727	.606	46A	1:41.274	56.095									
621	1:50.345	11.418	4A	1:49.258	34.284	46	1:33.486	.779	46A	1:50.997	12.070	13	1:33.053	.646	24	1:51.437	12.510	12	1:40.880	55.534	46	1:32.727	.606	46A	1:41.274	56.095									
72A	1:50.560	11.633	<b>Lap 4</b>			3	1:33.463	.913	24	1:51.437	12.510	3	1:33.347	1.375	8	1:52.327	13.400	37A	1:39.741	33.745	46	1:32.727	.606	621	1:42.118	58.242									
46A	1:50.997	12.070	65	1:32.885		43	1:37.435	18.205	8	1:52.327	13.400	43	1:37.435	18.205	43	1:37.435	18.205	29	1:37.714	26.729	33	1:42.327	59.255	33	1:42.327	59.255									
24	1:51.437	12.510	17	1:32.907	.301	51	1:37.426	19.642	28	1:52.327	13.400	51	1:37.426	19.642	51	1:37.426	19.642	72	1:37.714	26.729	24	1:42.611	59.840	24	1:42.611	59.840									
8	1:52.327	13.400	46	1:32.694	.588	72	1:37.980	20.066	621	1:50.345	11.418	72	1:37.980	20.066	72	1:37.980	20.066	78	1:38.202	29.166	7	1:43.381	59.872	7	1:43.381	59.872									
33	1:52.378	13.451	13	1:33.053	.646	29	1:38.512	21.724	72A	1:50.560	11.633	29	1:38.512	21.724	29	1:38.512	21.724	8	1:43.878	1:06.86	8	1:43.878	1:06.86												
37	1:53.739	14.812	3	1:33.347	1.375	78	1:38.195	23.673	46A	1:50.997	12.070	78	1:38.195	23.673	78	1:38.195	23.673	37	1:43.380	1:11.70	37	1:43.380	1:11.70												
4A	1:57.298	18.371	43	1:37.435	18.205	28	1:38.452	25.690	24	1:51.437	12.510	28	1:38.452	25.690	28	1:38.452	25.690	4A	1:46.645	1:32.55	4A	1:46.645	1:32.55												
<b>Lap 2</b>			43	1:37.435	18.205	37A	1:39.450	26.713	8	1:52.327	13.400	43	1:37.435	18.205	37A	1:39.450	26.713	621	1:41.509	48.650	621	1:41.509	48.650												
46	1:33.305		51	1:37.426	19.642	5	1:40.331	29.694	8	1:52.327	13.400	51	1:37.426	19.642	5	1:40.331	29.694	7	1:42.361	49.017	7	1:42.361	49.017												
17	1:33.356	.011	72	1:37.980	20.066	23	1:41.190	34.388	33	1:52.378	13.451	72	1:37.980	20.066	23	1:41.190	34.388	33	1:41.940	49.454	33	1:41.940	49.454												
65	1:33.286	.044	29	1:38.512	21.724	75	1:41.872	38.061	37	1:53.739	14.812	29	1:38.512	21.724	75	1:41.872	38.061	75	1:41.872	38.061	24	1:41.651	49.755												
3	1:33.328	.157	78	1:38.195	23.673	72A	1:41.498	38.307	4A	1:57.298	18.371	78	1:38.195	23.673	72A	1:41.498	38.307	72A	1:41.498	38.307	24	1:41.651	49.755												
<b>Lap 7</b>			37A	1:39.450	26.713	621	1:41.509	48.650				65	1:32.572		621	1:41.509	48.650																		


*Scott Laing*  
 Chief Timekeeper - Scott Laing

*Tony Bolin*  
 Clerk of Course - Tony Bolin



**COMPUTIME RACE TIMING SYSTEMS PTY LTD**  
**www.computime.com.au**

E-mail: scott@computime.com.au / Ph: 0418 17 13 17







**Round 3 - Phillip Island GP Circuit - September 3 & 4**  
**SUPERBIKE - A Final (incl HARVEY WILTSHIRE FEATURE RACE)**

Date: 04/09/22  
 Event: R24  
 Weather: Partly cloudy - Temp: 12.3C  
 Track: Dry - Temp: 26.9C

**Leg 3**

Started at: 14:16:04  
 Laps: 10  
 Starters: 25  
 Printed at: 14:41


**PROVISIONAL LAP SHEET**

No	Lap Time	Gap	No	Lap Time	Gap	No	Lap Time	Gap
46	1:32.450	.861	72	1:38.716	42.218	46A	1:42.628	1:24.81
17	1:32.857	1.249	78	1:38.175	45.148	33	1:42.353	1:27.47
13	1:33.288	1.889	28	1:40.134	53.106	7	1:43.141	1:29.70
3	1:33.573	4.249	37A	1:39.260	54.635	621	1:42.874	1:30.81
43	1:37.371	33.040	5	1:40.797	1:00.99	<b>Lap 10</b>		
51	1:37.639	35.474	23	1:40.670	1:06.83			
72	1:38.009	36.037	75	1:39.887	1:10.06	65	1:32.700	
29	1:37.273	36.295	72A	1:41.054	1:12.56	46	1:32.463	.212
78	1:37.544	39.508	12	1:41.214	1:13.24	13	1:34.923	6.553
28	1:39.716	45.507	46A	1:42.619	1:14.77	17	1:34.959	6.590
37A	1:39.720	47.910	33	1:41.719	1:17.70	8	1:43.744	1 lap
5	1:40.678	52.730	7	1:42.440	1:19.14	3	1:33.729	7.882
23	1:40.739	58.697	621	1:46.369	1:20.52	4A	1:46.513	1 lap
75	1:40.619	1:02.70	8	1:43.117	1:28.42	29	1:36.556	49.080
72A	1:41.387	1:04.04	<b>Lap 9</b>			51	1:38.396	51.918
12	1:41.603	1:04.56				72	1:39.757	55.137
46A	1:41.164	1:04.68	65	1:32.587		78	1:39.391	57.439
621	1:41.024	1:06.69	46	1:32.240	.449	28	1:40.655	1:08.71
33	1:41.839	1:08.52	13	1:33.940	4.330	37A	1:40.179	1:08.96
7	1:41.943	1:09.24	17	1:34.003	4.331	5	1:40.637	1:16.67
8	1:43.550	1:17.84	3	1:33.809	6.853	23	1:40.661	1:22.76
37	1:44.500	1:23.63	4A	1:46.470	1 lap	75	1:40.286	1:25.15
<b>Lap 8</b>			43	1:38.257	44.682	72A	1:42.460	1:31.61
			29	1:36.815	45.224	46A	1:43.595	1:35.70
65	1:32.535		51	1:37.933	46.222	33	1:43.142	1:37.91
46	1:32.470	.796	72	1:38.449	48.080	7	1:43.517	1:40.51
17	1:34.201	2.915	78	1:38.187	50.748	621	1:43.618	1:41.73
13	1:33.623	2.977	28	1:40.245	1:00.76			
3	1:33.917	5.631	37A	1:39.436	1:01.48			
4A	1:46.548	1 lap	5	1:40.332	1:08.73			
43	1:38.507	39.012	23	1:40.560	1:14.80			
51	1:37.937	40.876	75	1:40.097	1:17.57			
29	1:37.236	40.996	72A	1:41.873	1:21.85			

The results are provisional until the end of the time limit for protests and appeals.


*Scott Laing*  
 Chief Timekeeper - Scott Laing

*Tony Bolin*  
 Clerk of Course - Tony Bolin



**COMPUTIME RACE TIMING SYSTEMS PTY LTD**  
**www.computime.com.au**

E-mail: scott@computime.com.au / Ph: 0418 17 13 17





**Round 3 - Phillip Island GP Circuit - September 3 & 4**  
**SUPERBIKE - A Final (incl HARVEY WILTSHIRE FEATURE RACE)**

Date: 04/09/22  
 Event: R24  
 Weather: Partly cloudy - Temp: 12.3C  
 Track: Dry - Temp: 26.9C

**Leg 3**

Started at: 14:16:04  
 Laps: 10  
 Starters: 25  
 Printed at: 14:41

**PROVISIONAL LAP CHART**

Name	Grid	1	2	3	4	5	6	7	8	9	10	Name
C. HALLIDAY	65	17	46	65	65	65	65	65	65	65	65	C. HALLIDAY
T. HERFOSS	17	46	17	17	17	17	17	46	46	46	46	M. JONES
J. METCHER	3	65	65	13	46	46	46	17	17	13	13	A. WEST
M. JONES	46	3	3	46	13	13	13	13	13	17	17	T. HERFOSS
T. COLLINS	29	13	13	3	3	3	3	3	3	3	3	J. METCHER
A. WEST	13	72	43	43	43	43	43	43	43	43	29	T. COLLINS
B. SHAW	72	29	72	72	51	51	51	51	51	29	51	C. COOPER
B. BEATON	86	43	51	51	72	72	72	72	29	51	72	B. SHAW
N. SPITERI	78	51	29	29	29	29	29	29	72	72	78	N. SPITERI
A. HOOGENBOEZEM	43	37A	78	78	78	78	78	78	78	78	28	J. SODERLAND
M. EDWARDS	37A	5	37A	28	28	28	28	28	28	28	37A	M. EDWARDS
C. COOPER	51	28	28	37A	37A	37A	37A	37A	37A	37A	5	J. SENIOR
J. SODERLAND	28	78	5	5	5	5	5	5	5	5	23	P. BERRY
T. BINAISSE	75	23	23	23	23	23	23	23	23	23	75	T. BINAISSE
J. SENIOR	5	75	75	75	75	75	75	75	75	75	72A	J. SPENCER
J. SPENCER	72A	12	7	12	72A	72A	72A	72A	72A	72A	46A	M. KEMP
S. TOZER	12	7	12	72A	12	12	12	12	12	46A	33	A. MCGUIRE
P. BERRY	23	621	621	7	46A	46A	46A	46A	46A	33	7	T. HARDY
C. HERN	24	72A	72A	46A	7	621	621	621	33	7	621	R. ROSS
M. KEMP	46A	46A	46A	621	621	7	33	33	7	621		
R. ROSS	621	24	24	24	33	33	24	7	621	8		C. HOLDING
A. MCGUIRE	33	8	33	33	24	24	7	8	8	4A		M. HICKS
T. HARDY	7	33	8	8	8	8	8	37	4A			
L. RAMSTEIN	37	37	37	37	37	37	37	4A				
M. HICKS	4A	4A	4A	4A	4A	4A	4A					
P. BURKE	62A											P. BURKE
C. HOLDING	8											
J. WILLIAMS	45											J. WILLIAMS
H. ZIEGELBOCK	91											H. ZIEGELBOCK
C. DUFFY	36											C. DUFFY

The results are provisional until the end of the time limit for protests and appeals.


*Scott Laing*  
 Chief Timekeeper - Scott Laing

*Tony Bolin*  
 Clerk of Course - Tony Bolin



**COMPUTIME RACE TIMING SYSTEMS PTY LTD**  
**www.computime.com.au**

E-mail: scott@computime.com.au / Ph: 0418 17 13 17





**Round 3 - Phillip Island GP Circuit - September 3 & 4**  
**SUPERBIKE - A Final (incl HARVEY WILTSHIRE FEATURE RACE)**

Date: 04/09/22  
 Event: R24  
 Weather: Partly cloudy - Temp: 12.3C  
 Track: Dry - Temp: 26.9C

**Leg 3**

Started at: 14:16:04  
 Laps: 10  
 Starters: 25  
 Printed at: 14:41


**PROVISIONAL BEST PARTIAL TIMES**

Pos	Split 1		Split 2		Split 3		Split 4		LAP		Ideal	Fastest
	Name	Time	Name	Time	Name	Time	Name	Time	Name	Time		
1	M. JONES	21.993	C. HALLIDAY	26.726	M. JONES	17.535	A. WEST	25.632	M. JONES	1:32.141	1:32.240	
2	T. HERFOSS	22.128	M. JONES	26.729	C. HALLIDAY	17.566	J. METCHER	25.766	C. HALLIDAY	1:32.320	1:32.526	
3	J. METCHER	22.181	T. HERFOSS	26.845	A. WEST	17.641	C. HALLIDAY	25.847	A. WEST	1:32.468	1:32.560	
4	C. HALLIDAY	22.181	A. WEST	26.934	T. HERFOSS	17.643	T. HERFOSS	25.869	T. HERFOSS	1:32.485	1:32.857	
5	A. WEST	22.261	J. METCHER	27.080	J. METCHER	17.646	M. JONES	25.884	J. METCHER	1:32.673	1:33.328	
6	T. COLLINS	23.087	T. COLLINS	27.975	T. COLLINS	18.383	A. HOOGENB	26.773	T. COLLINS	1:36.221	1:36.556	
7	A. HOOGENB	23.356	A. HOOGENB	27.975	A. HOOGENB	18.515	T. COLLINS	26.776	A. HOOGENB	1:36.619	1:37.035	
8	C. COOPER	23.410	B. SHAW	28.181	B. SHAW	18.530	N. SPITERI	26.806	C. COOPER	1:37.116	1:37.426	
9	B. SHAW	23.503	C. COOPER	28.273	C. COOPER	18.538	C. COOPER	26.895	B. SHAW	1:37.142	1:37.672	
10	N. SPITERI	23.506	N. SPITERI	28.292	N. SPITERI	18.616	B. SHAW	26.928	N. SPITERI	1:37.220	1:37.544	
11	J. SODERLAN	23.550	J. SODERLAN	28.632	J. SODERLAN	18.883	J. SODERLAN	27.111	J. SODERLAN	1:38.176	1:38.406	
12	J. SENIOR	23.845	M. EDWARDS	28.753	M. EDWARDS	18.960	M. EDWARDS	27.283	M. EDWARDS	1:38.923	1:39.259	
13	M. EDWARDS	23.927	P. BERRY	28.934	T. BINAISSE	19.142	P. BERRY	27.529	J. SENIOR	1:39.656	1:39.855	
14	M. KEMP	24.048	T. BINAISSE	28.999	P. BERRY	19.240	J. SENIOR	27.568	T. BINAISSE	1:39.820	1:39.887	
15	T. BINAISSE	24.091	J. SENIOR	28.999	J. SENIOR	19.244	T. BINAISSE	27.588	P. BERRY	1:39.976	1:40.403	
16	R. ROSS	24.157	J. SPENCER	29.192	M. KEMP	19.251	J. SPENCER	27.610	J. SPENCER	1:40.295	1:40.832	
17	J. SPENCER	24.184	R. ROSS	29.218	J. SPENCER	19.309	R. ROSS	27.666	M. KEMP	1:40.401	1:40.737	
18	S. TOZER	24.251	S. TOZER	29.236	S. TOZER	19.485	A. MCGUIRE	27.684	R. ROSS	1:40.552	1:41.024	
19	A. MCGUIRE	24.260	M. KEMP	29.362	C. HERN	19.511	M. KEMP	27.740	S. TOZER	1:40.831	1:40.880	
20	P. BERRY	24.273	T. HARDY	29.515	R. ROSS	19.511	C. HERN	27.796	A. MCGUIRE	1:41.050	1:41.209	
21	C. HERN	24.420	A. MCGUIRE	29.530	A. MCGUIRE	19.576	S. TOZER	27.859	C. HERN	1:41.297	1:41.651	
22	T. HARDY	24.454	C. HERN	29.570	T. HARDY	19.636	T. HARDY	28.062	T. HARDY	1:41.667	1:41.943	
23	C. HOLDING	24.734	C. HOLDING	29.838	C. HOLDING	19.754	C. HOLDING	28.258	C. HOLDING	1:42.584	1:42.943	
24	L. RAMSTEIN	25.226	L. RAMSTEIN	29.878	L. RAMSTEIN	19.805	L. RAMSTEIN	28.340	L. RAMSTEIN	1:43.249	1:43.380	
25	M. HICKS	25.494	M. HICKS	30.862	M. HICKS	20.180	M. HICKS	29.265	M. HICKS	1:45.801	1:46.382	

The results are provisional until the end of the time limit for protests and appeals.


*Scott Laing*  
 Chief Timekeeper - Scott Laing

*Tony Bolin*  
 Clerk of Course - Tony Bolin



**COMPUTIME RACE TIMING SYSTEMS PTY LTD**  
**www.computime.com.au**

E-mail: scott@computime.com.au / Ph: 0418 17 13 17







**Round 3 - Phillip Island GP Circuit - September 3 & 4**  
**SUPERBIKE**

**PROVISIONAL PROGRESSIVE ROUND POINTS**

**SUPERBIKE - OVERALL**

Pos	No	Name	Rnd 3 Race 1	Rnd 3 Race 2	Rnd 3 Race 3	Total
1	65	Cru HALLIDAY	25	25	25	75
2	46	Michael JONES	20	20	20	60
3	13	Anthony WEST	15	18	18	51
4	17	Troy HERFOSS	18	16	17	51
5	3	Jed METCHER	17	17	16	50
6	72	Brad SHAW	13	14	13	40
7	78	Nathan SPITERI	14	13	12	39
8	28	Joshua SODERLAND	11	11	11	33
9	51	Chandler COOPER	8	10	14	32
10	29	Ted COLLINS	16		15	31
11	37A	Michael EDWARDS	9	12	10	31
12	43	Alastair HOOGENBOEZEM	12	15		27
13	5	Jake SENIOR	5	9	9	23
14	23	Peter BERRY	6	8	8	22
15	72A	Jason SPENCER	7	7	6	20
16	75	Trent BINAISSE	10		7	17
17	46A	Michael KEMP	1	6	5	12
18	33	Allen MCGUIRE	3	2	4	9
19	7	Travis HARDY	2	4	3	9
20	621	Raymond ROSS	4		2	6
21	36	Christopher DUFFY		5		5
22	12	Stephen TOZER		3		3
23	8	Charles HOLDING		1	1	2

**SUPERBIKE - B GRADE**


Pos	No	Name	Rnd 3 Race 1	Rnd 3 Race 2	Rnd 3 Race 3	Total
1	23	Peter BERRY	20	25	25	70
2	33	Allen MCGUIRE	18	18	18	54
3	7	Travis HARDY	17	20	17	54
4	4A	Michael HICKS	16	17	16	49
5	75	Trent BINAISSE	25		20	45

**SUPERBIKE - C GRADE**

Pos	No	Name	Rnd 3 Race 1	Rnd 3 Race 2	Rnd 3 Race 3	Total
1	51	Chandler COOPER	25	25	25	75
2	5	Jake SENIOR	20	20	20	60
3	36	Christopher DUFFY	18	18		36
4	37	Lee RAMSTEIN	17	17		34


*Scott Laing*  
Chief Timekeeper - Scott Laing

*Tony Bolin*  
Clerk of Course - Tony Bolin



**COMPUTIME RACE TIMING SYSTEMS PTY LTD**  
**www.computime.com.au**

E-mail: [scott@computime.com.au](mailto:scott@computime.com.au) / Ph: 0418 17 13 17





**Round 3 - Phillip Island GP Circuit - September 3 & 4**  
**SUPERBIKE**

**PROVISIONAL PROGRESSIVE SERIES POINTS**

**SUPERBIKE - OVERALL**


Pos	No	Name	Rnd 1 B/ford	Rnd 2 Wint	Rnd 3 Race 1	Rnd 3 Race 2	Rnd 3 Race 3	Total
1	29	Ted COLLINS	75	75	16		15	181
2	72	Brad SHAW	60	38	13	14	13	138
3	75	Trent BINAISSE	50	47	10		7	114
4	72A	Jason SPENCER	46	30	7	7	6	96
5	46A	Michael KEMP	42	35	1	6	5	89
6	12	Stephen TOZER	53	32		3		88
7		Philip BUCKMAN	40	46				86
8		Matthew RINDEL	37	47				84
9	65	Cru HALLIDAY			25	25	25	75
10		Jake DREW	32	42				74
11		Michael HICKS	34	40				74
12	33	Allen MCGUIRE	34	29	3	2	4	72
13	46	Michael JONES			20	20	20	60
14	13	Anthony WEST			15	18	18	51
15	17	Troy HERFOSS			18	16	17	51
16		Tracey DAVIES	28	23				51
17	3	Jed METCHER			17	17	16	50
18	78	Nathan SPITERI			14	13	12	39
19	28	Joshua SODERLAND			11	11	11	33
20	51	Chandler COOPER			8	10	14	32
21		William DOWNIE		32				32
22	37A	Michael EDWARDS			9	12	10	31
23		Cori BOURNE		31				31
24	43	Alastair HOOGENBOEZEM			12	15		27
25	5	Jake SENIOR			5	9	9	23
26	23	Peter BERRY			6	8	8	22
27		Lee RAMSTEIN		20				20
28	7	Travis HARDY			2	4	3	9
29	621	Raymond ROSS			4		2	6
30	36	Christopher DUFFY				5		5
31	8	Charles HOLDING				1	1	2

**SUPERBIKE - B GRADE**

Pos	No	Name	Rnd 1 B/ford	Rnd 2 Wint	Rnd 3 Race 1	Rnd 3 Race 2	Rnd 3 Race 3	Total
1	75	Trent BINAISSE	75	68	25		20	188
2	4A	Michael HICKS	58	65	16	17	16	172
3	33	Allen MCGUIRE	56	56	18	18	18	166
4	23	Peter BERRY			20	25	25	70
5	7	Travis HARDY			17	20	17	54


*Scott Laing*  
Chief Timekeeper - Scott Laing

*Tony Bolin*  
Clerk of Course - Tony Bolin



**COMPUTIME RACE TIMING SYSTEMS PTY LTD**  
**www.computime.com.au**

E-mail: [scott@computime.com.au](mailto:scott@computime.com.au) / Ph: 0418 17 13 17





**Round 3 - Phillip Island GP Circuit - September 3 & 4**  
**SUPERBIKE**


**PROVISIONAL PROGRESSIVE SERIES POINTS**

**SUPERBIKE - C GRADE**

Pos	No	Name	Rnd 1 B/ford	Rnd 2 Wint	Rnd 3 Race 1	Rnd 3 Race 2	Rnd 3 Race 3	Total
1		Matthew RINDEL	65	70				135
2		Philip BUCKMAN	70	65				135
3		Tracey DAVIES	54	46				100
4	51	Chandler COOPER			25	25	25	75
5	37	Lee RAMSTEIN		35	17	17		69
6	5	Jake SENIOR			20	20	20	60
7		William DOWNIE		52				52
8		Cori BOURNE		50				50
9	36	Christopher DUFFY			18	18		36

*Scott Laing*  
 Chief Timekeeper - Scott Laing

*Tony Bolin*  
 Clerk of Course - Tony Bolin



**COMPUTIME RACE TIMING SYSTEMS PTY LTD**  
**www.computime.com.au**

E-mail: [scott@computime.com.au](mailto:scott@computime.com.au) / Ph: 0418 17 13 17

